

Slimline Designer Bracket

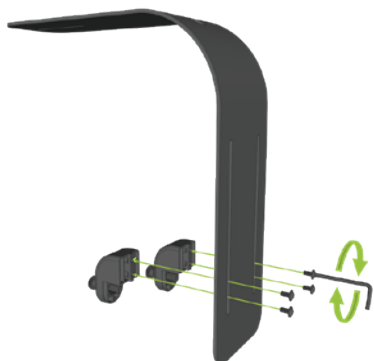


FITTINGS INCLUDED

4 x  M5 x 10mm

2 x  Tank clamp with screw

1 x  Allen key



SPEKTRUM MOUNTING

Use D-D Slimline Bracket to directly mount a Spektrum 90 or 150 light

Fixings included with Spektrum lights

1 x  M5 x 12mm

1 x  M5 x 20mm (not used)

1 x  M5 locking nut (not used)

1 x  M5 square nut (not used)




HYDRA EDGE MOUNTING

Use D-D Slimline Bracket with Edge 44 or Edge 68 Swivel Arm

Fixings included with Edge Swivel Arm

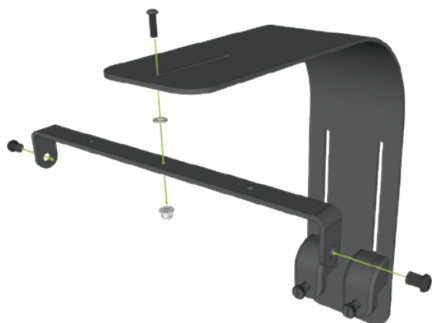
1 x  M5 x 16mm

2 x  M5 locking nut

2 x  M5 washer

2 x  M8 x 10mm



1 x  M5 square nut (not used)

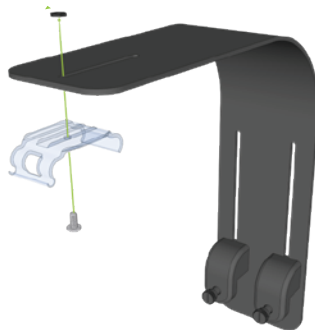


SINGLE BLADE MOUNTING

Use D-D Slimline Bracket with AI Blade clips
For 12" or 21" Blades a single D-D Slimline Bracket can be used, for longer Blade units, two Slimline Brackets will be required to support the length of the light.

Fixings included with Blade clips




- 2x  10-32 x 1/2"
- 2x  10-32 thin nut



TWIN BLADE MOUNTING

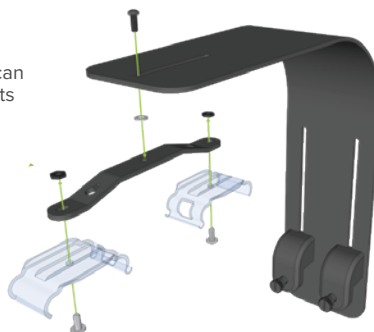
Use D-D Slimline Bracket with HTM Short Swivel Arm and Blade clips
For 12" or 21" Blades a single D-D Slimline Bracket can be used, for longer Blade units, two Slimline Brackets will be required to support the length of the light.

Fixings included with Short HTM Swivel Arm

- 1x  M5 x 12mm
- 2x  10-32 x 3/4"
- 1x  M5 Washer

Fixings included with Blade clips




- 2x  10-32 x 1/2"
- 2x  10-32 thin nut



HYDRA 32 & 64 MOUNTING

Use D-D Slimline Bracket with HTM Short Swivel Arm

Fixings included with Short HTM Swivel Arm

- 2x  M5 x 12mm
- 2x  10-32 x 3/4"
- 1x  M5 Washer





FOLLOW US FOR INSPIRATION

[theaquariumsolution](https://www.theaquariumsolution.com)
www.theaquariumsolution.com



THE AQUARIUM BUILDER

Virtual aquarium configurator
www.theaquariumbuilder.com