

5



Remaining Reagent in 10 ml	Actual Value	ppm	ppm
1.00	4.00	112.8	112.8
1.10	4.75	112.8	112.8
1.20	4.00	112.8	112.8
1.30	4.00	112.8	112.8
1.40	4.00	112.8	112.8
1.50	3.75	105.5	105.5
1.60	3.50	98.2	98.2
1.70	3.25	90.9	90.9
1.80	3.00	83.6	83.6
1.90	2.75	76.3	76.3
2.00	2.50	69.0	69.0
2.10	2.25	61.7	61.7
2.20	2.00	54.4	54.4
2.30	1.75	47.1	47.1
2.40	1.50	39.8	39.8
2.50	1.25	32.5	32.5
2.60	1.00	25.2	25.2
2.70	0.75	17.9	17.9
2.80	0.50	10.6	10.6
2.90	0.25	3.3	3.3
3.00	0.00	0.0	0.0

www.theaquariumsolution.com

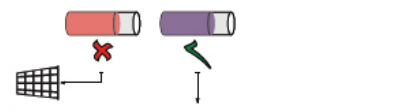
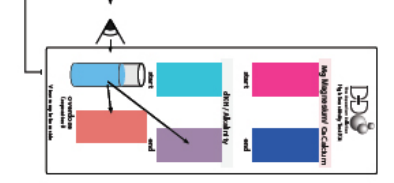
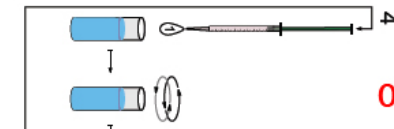

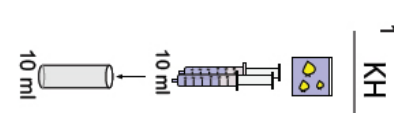
**NEW CARD** dKH / Alkalinity



**Mg Magnesium / Ca Calcium**



View sample from side



5



Remaining Reagent in 10 ml	Actual Value	ppm	ppm
1.00	4.00	112.8	112.8
1.10	4.75	112.8	112.8
1.20	4.00	112.8	112.8
1.30	4.00	112.8	112.8
1.40	4.00	112.8	112.8
1.50	3.75	105.5	105.5
1.60	3.50	98.2	98.2
1.70	3.25	90.9	90.9
1.80	3.00	83.6	83.6
1.90	2.75	76.3	76.3
2.00	2.50	69.0	69.0
2.10	2.25	61.7	61.7
2.20	2.00	54.4	54.4
2.30	1.75	47.1	47.1
2.40	1.50	39.8	39.8
2.50	1.25	32.5	32.5
2.60	1.00	25.2	25.2
2.70	0.75	17.9	17.9
2.80	0.50	10.6	10.6
2.90	0.25	3.3	3.3
3.00	0.00	0.0	0.0

www.theaquariumsolution.com

**OLD CARD** dKH / Alkalinity



**Mg Magnesium / Ca Calcium**



View sample from side

RSE MAX 5 sales data base.xlsx updated  
 "RSE MAX 5 sales data base.xlsx" was updated to the latest version. (click to view)